

Accessory

## XWM-005

Flexible Stainless-steel Pendant Arm





Arista has dedicated more than 20 years to the pharmaceutical and biotech manufacturing, food and beverage industry, GMP environment, and hazardous locations. We fully comprehend worldwide clients what they need and hence launch the Flexible Stainless-steel Pendant Arm XWM-005.

XWM-005 is an ideal support accessory for HMI systems and cleanrooms. Its three components can configure versatile mounting solutions for the vertical and horizontal surface. The entire arm is waterproof rating and ergonomic design. Easily cleansing, swiftly setting up, XWM-005 can be adjusted the operation angle of touchscreen display by smoothly rotating as well.



# XWM-005 System

## Componenet A

### Base bracket



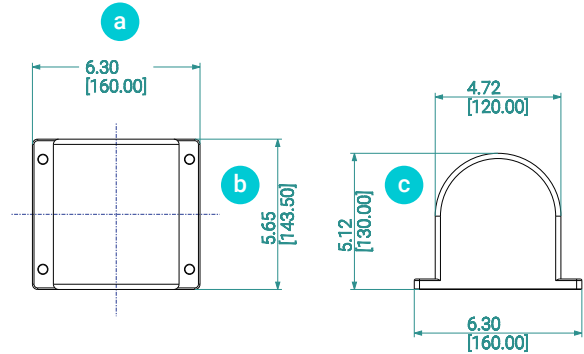
Weight

4.6 kg

Dimension  
(W x H x D)

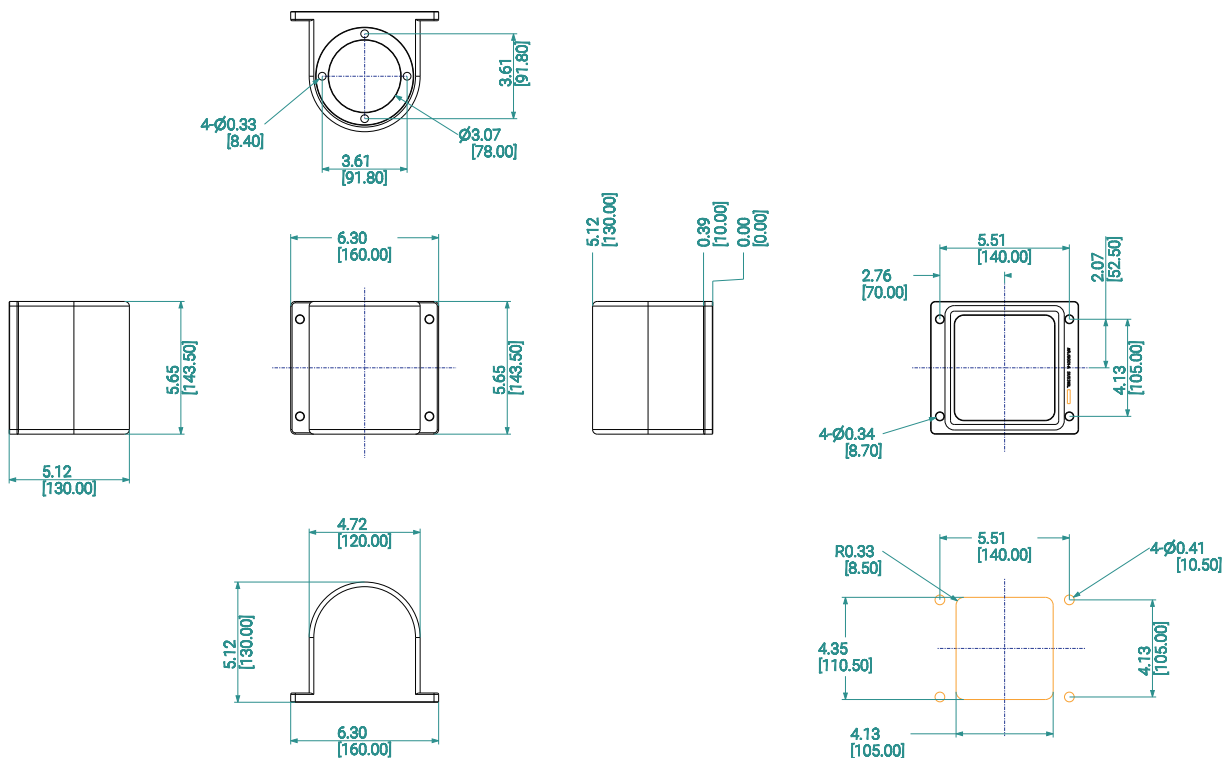
6.3 x 5.65 x 5.12 inch  
160 x 143.5 x 130 mm

a - 6.3 inch / 160 mm  
b - 5.65 inch / 143.5 mm  
c - 5.12 inch / 130 mm



## Dimension Drawing

Componenet A - Base bracket  
Size Unit: inch(mm)



Recommended Cutout Dimension

# XWM-005 System

## Componenet B

### Swivel coupling



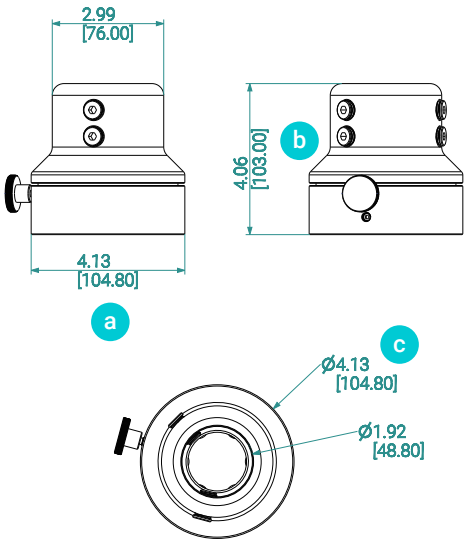
Weight

3.5 kg

Dimension  
(W x H x D)

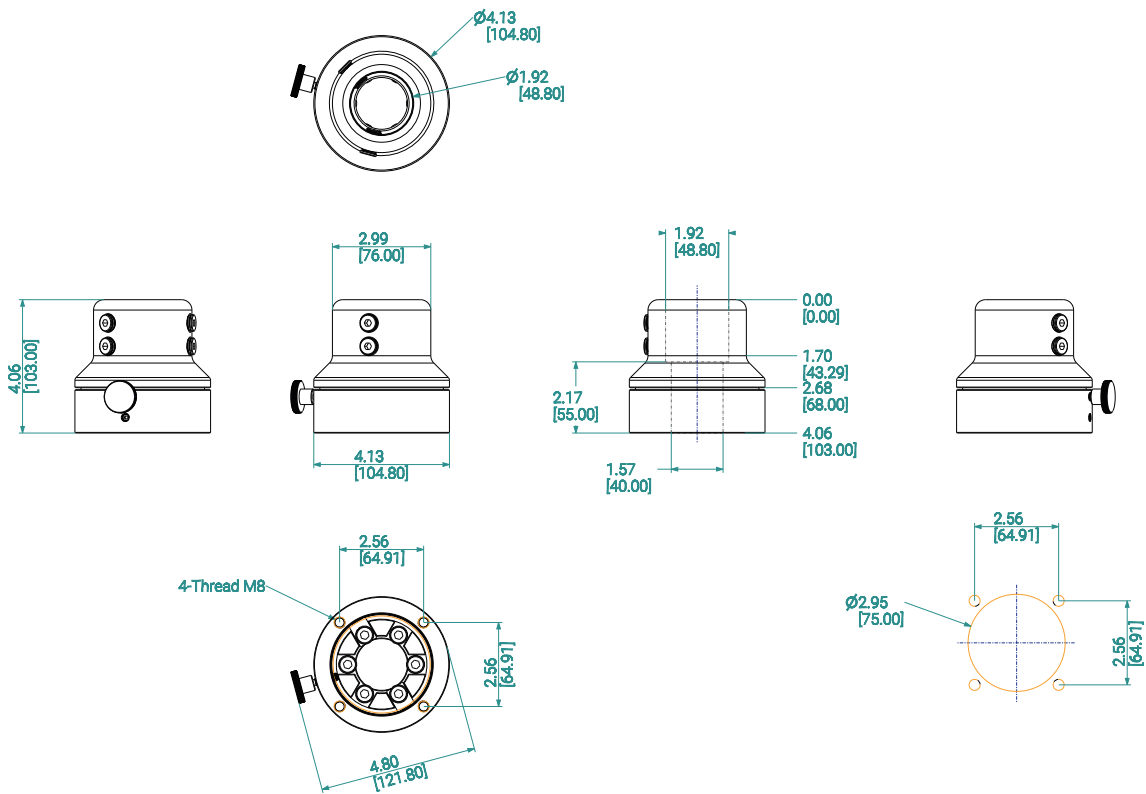
4.13 x 4.06 x Ø4.13 inch  
104.8 x 103 x Ø104.8 mm

a - 4.13 inch / 104.8 mm  
b - 4.06 inch / 103 mm  
c - Ø4.13 inch / Ø104.8 mm




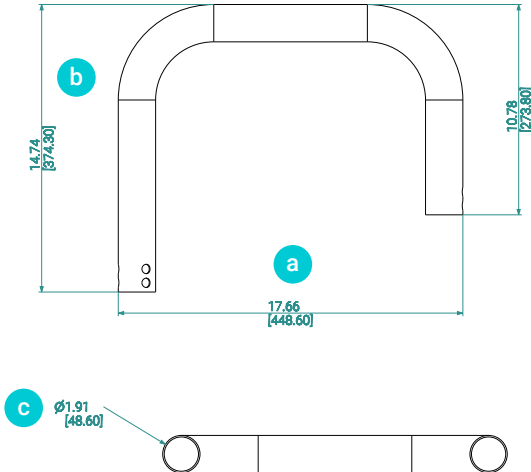
## Dimension Drawing

Componenet B - Swivel coupling  
Size Unit: inch(mm)



# XWM-005 System

Componenet C	
<div>U-tube</div> 	
Weight	2.1 kg
Dimension (W x H x D)	<div>17.66 x 14.74 x Ø1.91 inch</div> <div>448.6 x 374.3 x Ø48.6 mm</div> <div>a - 17.66 inch / 448.6 mm</div> <div>b - 14.74 inch / 374.3 mm</div> <div>c - Ø4.86 inch / Ø48.6 mm</div>

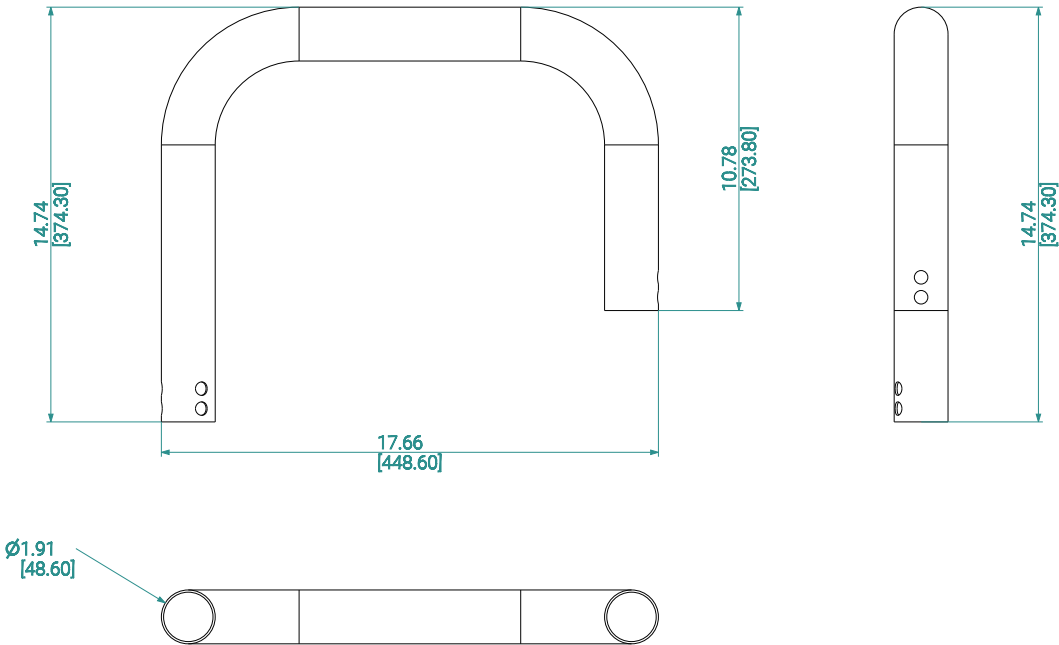


Technical drawing of the U-tube component showing dimensions:

- a: 17.66 [448.60] (Length)
- b: 14.74 [374.30] (Height)
- c: Ø1.91 [48.60] (Diameter)

## Dimension Drawing

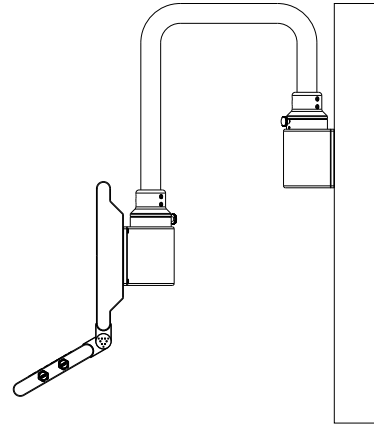
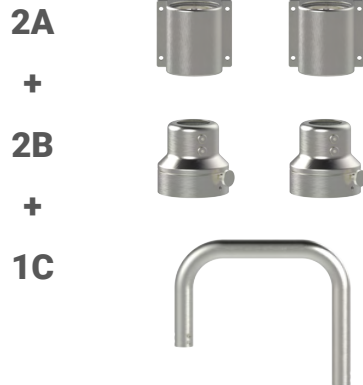
Componenet C - U-tube  
Size Unit: inch(mm)



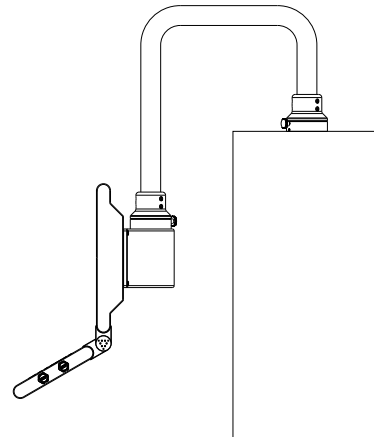
# Configurations

XWM-005 provides various mounting solutions for your environmental needs.

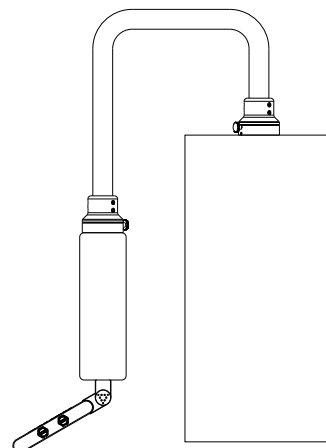
Wall mounting configuration has 2 base brackets, 2 swivel couplings and 1 U-tube. The ends of U-tube with base brackets that is for the vertical arrangement such as an HMI display and wall.



2-way-fixation has 1 base bracket, 2 swivel couplings and 1 U-tube. This configuration is for the vertical and horizontal arrangement. One end of U-tube with a base bracket fixes the HMI display back; the other with a swivel coupling mounts the floor type machine top.



Top mounting configuration has 2 swivel couplings and 1 U-tube. The ends of U-tube with swivel couplings that is for the horizontal arrangement, such as the top of HMI display and floor type machine.



Wall mounting configuration



2-way-fixation

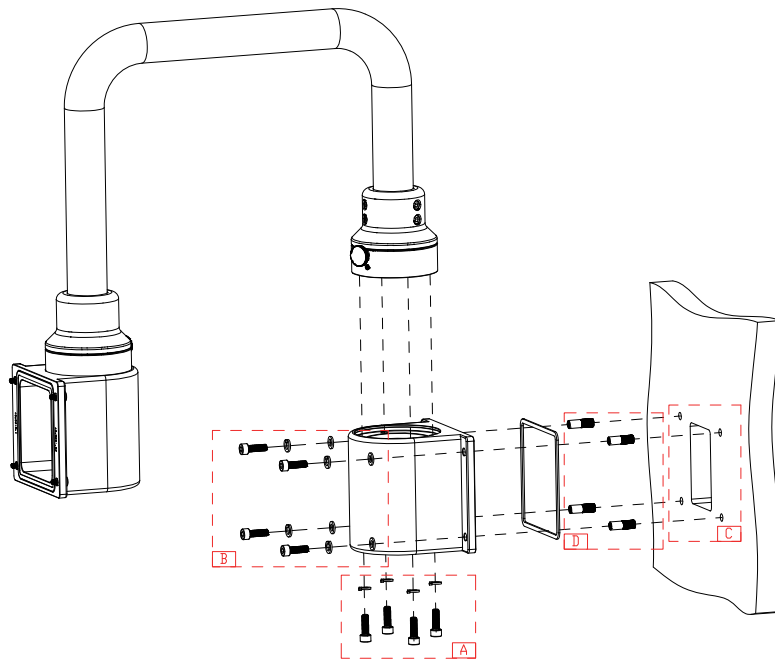


Top mounting configuration





# How to set up



A $M_D=25Nm$	B $M_D=25Nm$	C	D

ARISTA Corporation (USA)

🏠 48460 Lakeview Blvd, Fremont, CA 94538

☎ Phone : +1-510-226-1800 📠 eFax : 510-405-8437

✉ sales@goarista.com

🌐 www.aristaipc.com